

High Intensity Wattage Switchable LED High/Low Bay

- Plug in motion sensor
- Perfect for racking, warehouses, large retail and factories
- Suitable for both High Bay & Low Bay applications 4-12m
- Designed for warehouse aisles, utilising the fittings rectangular lighting pattern



100W \equiv 250W MH/SON Energy Saving 60%

200W \equiv 400W MH/SON Energy Saving 50%

Quality Assured
Product Warranty¹
7 Year

On site
Warranty²
2 Year

Colour Rendering
Index³
85

Lumens
Maintenance Ratio⁴
L80 B10

Water & Dust
Protected
IP65

Surge
Protected
4000V

Impact
Rating
IK8

Low Unified
Glare Rating
UGR <20

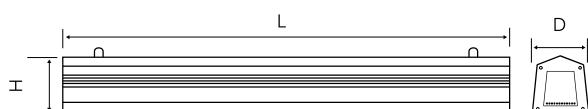
Operating
Hours
50,000

Technical Specification

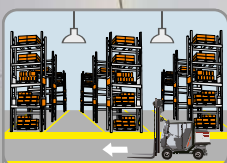
Construction	Aluminium + Polycarbonate
Driver	Sosen
LED Chip	Samsung
Input Voltage	220-240V
Power Factor	> 0.9
Operating Temp	-30°C to +45°C / Emergency version min temp 0°C
Standard	CE & UKCA

Optional infra-red remote control
available for microwave sensor versions.

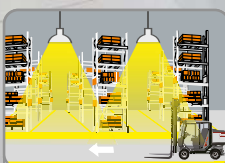
Quick and easy adjustment for multiple
fittings; dimming level, presence
detection, light levels & automatic on-off
time. Average 15M range



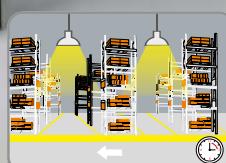
3 Step Dimming Function



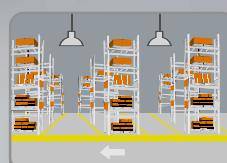
With sufficient natural light, the fitting does not switch on when presence is detected.



With insufficient natural light, the sensor switches on automatically when presence is detected.



After the hold-time, the sensor dims the fitting to the pre-set low light level if no motion is detected.



Fitting switches off after the stand-by period has elapsed if no motion is detected.

7 Year Gold Warranty

Code	W	Description	Lm	Temp	Weight	LxHxD (mm)
70340	100/150/200	Illumina Linear Wattage Switchable LED High Bay High Area 90°	15862-31723	4000K	4.9Kg	981x109x126
70342	100/150/200	Illumina Linear Wattage Switchable LED High Bay Low Area 120°	15972-31944			981x109x126
70343	100/150/200	Illumina Linear Wattage Switchable LED High Bay High Rack	15549-31097			981x109x126
70344	100/150/200	Illumina Linear Wattage Switchable LED High Bay Low Rack	15717-31443			981x109x126
70341	100/150/200	Plug in PIR sensor for above	-	-	-	-